

ePowerSwitch 8M+ /32



ePowerSwitch 8M+/32 is a power distribution and control unit that enables remote power control over IP or locally through an RS-232 Terminal connection. It supports a maximum load of 2x16A through 2 separate power inputs with current probe. Its serial interface can be used to control the power outlets over a Terminal connection (KVM Switch, console server...) or to trigger a soft shutdown of a server with shutdown capabilities. An internal Real Time Clock enables to trigger scheduled actions and timestamp all events (logs, SNMP traps and Syslog events).

ePowerSwitch 8M+/32 is more than a simple power switch, it's also a modular Remote Monitoring System which enables to increase the security of your facilities and reduces unforeseen downtimes of your equipment. It offers environmental control functions and IP device monitoring with automatic reboot function in case of lock-up. It supports up to 4 peripherals and HTTP, DHCP, Syslog, SNMP and SNTTP protocols.

Flexible and expandable system

The xBus on the front panel enables to connect up to 4 peripherals to increase the number of controlled power outlets and/or to set up a remote monitoring of your facilities.

On, off and restart functions

Each power outlet or power outlets group can be individually controlled through an Ethernet connection. The serial interface also enables the power outlets management over a Terminal connection and to trigger a soft shutdown of a server with shutdown capabilities.

Two separate 16A power inputs with current probe

They allow the creation of two separate power supply circuits to control servers with redundant power supplies and provide a total power-delivering capability of 7360 VA. The current of each input can be remote monitored. Rules can be created to control power outlets, send Syslog alerts or SNMP traps when predetermined alert threshold are exceeded.

Programmable restart delay

A restart delay (5-60 seconds) can be set individually for each power outlet.

Sequential power up/down

Avoids the risk for a power inrush to blow a fuse or circuit breaker in the data centre.

Accounts/ IP security

Access to the ePowerSwitch is protected by name and password. The administrator account allows complete configuration and control of all power outlets over a web browser. The administrator can create up to 40 concurrent user accounts with restricted rights.

Easy and fast configuration

Full configuration can be performed through the Web using a web browser. The Network configuration can be done through the provided Windows tool over the LAN or through a Terminal connection.

Programmable labels

To avoid confusion during operation, you can attribute a 32-character label to each device, power outlet, group of outlets, user account, rule, peripheral..

Programmable rules

The ePowerSwitch 8M+/32 can automatically carry out up to 32 rules to trigger scheduled tasks or to take predetermined actions (switching off a power outlet, sending alerts messages) in response to a specific event (exceeded temperature threshold, opened contact door).

IP devices monitoring

A Watchdog function lets you monitor 8 IP devices (servers, routes, camera...). In case of lock-up of the monitored device, this one can be automatically rebooted.

Environmental monitoring

Many sensors (temperature, humidity, ambient light...) and detectors (smoke, liquid...) can be used to secure your facilities and automatically trigger emergency actions.

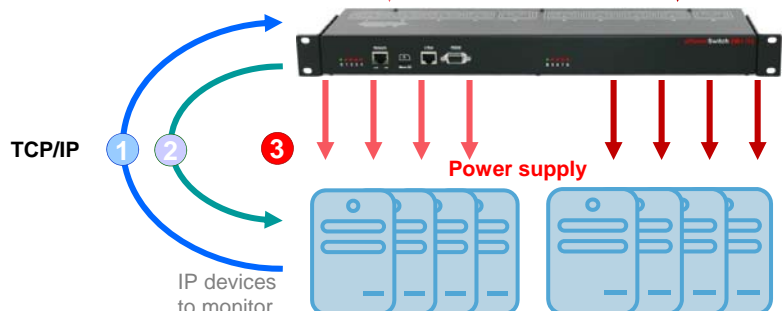
Developer facility

Developers can use the specific page functionality (with or without identification) for an easy implementation of the power outlet control through the network in their own program.

The Watchdog function

- 1 ePowerSwitch sends a ping/scan request.
- 2 The monitored device acknowledges the request.
- 3 The monitored device is automatically rebooted in case of lock-up.

TCP/IP

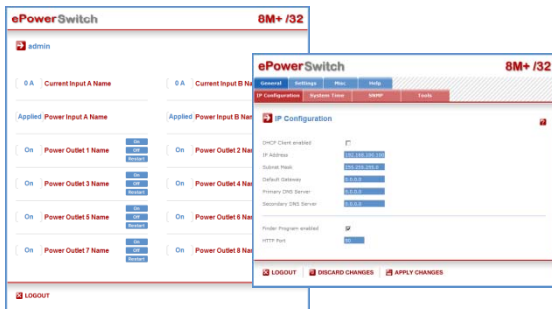


Benefits

- Remote power control of 8 power outlets or power outlet groups.
- Two separate 16A power inputs with current probe.
- Power up-down sequencing to avoid in-rushes currents at start-up.
- Free definable labels for the device, each power outlet, group, rule...
- Control and configuration over IP and RS232 connection.
- Monitoring of 8 IP devices with automatic reboot in case of lock-up.
- Soft shutdown of a server with shutdown capabilities.
- 1 administrator account and 40 users accounts with concurrent access.
- Easy and fast configuration.
- Metallic 19" rack mounting casing.
- Status LEDs for power input, network and power outlets.
- Improved log file reporting.
- On line help.
- Firmware updateable over the LAN.

Web Pages

The settings for the Web server and the control of the power outlets are organized by an easy to use set of tables.



Supported peripherals:

Up to 4 of following peripherals can be connected to the ePowerSwitch 8M+/32:

- Sensors:
 - temperature sensor (T-Sensor)
 - temperature and humidity sensor (TRH-Sensor)
 - temperature and ambient light sensor (TL-Sensor)
 - temperature and proximity sensor (TP-Sensor)
- Detectors:
 - liquid detector (KIT LIQ DET)
 - smoke detector (SMOKE DET)
 - movement detector (MOVE DET)
 - position, passage or level detector (MAGNETIC CON)
- Power outlet management:
 - power control unit, 1 outlet (ePowerSwitch 1XS)
 - power control unit, 8 outlets (ePowerSwitch 8XS)
 - power control unit, 8 outlets and 2 16A inputs with current probe (ePowerSwitch 8XS 32)
- I/O modules:
 - 16 inputs for dry contacts (XBUS DIM)
 - 8 relay outputs (XBUS DOM)
- Push Button (PUSH BUTTON)
- Power consumption management:
 - current probe, 1 power outlet (CP IEC)
 - consumption measuring: kWh, A, Volts (EnergyMeter)

**Total power capability
higher then 7000 VA**



Back
2 separate 16A inputs with current probe.

What's included

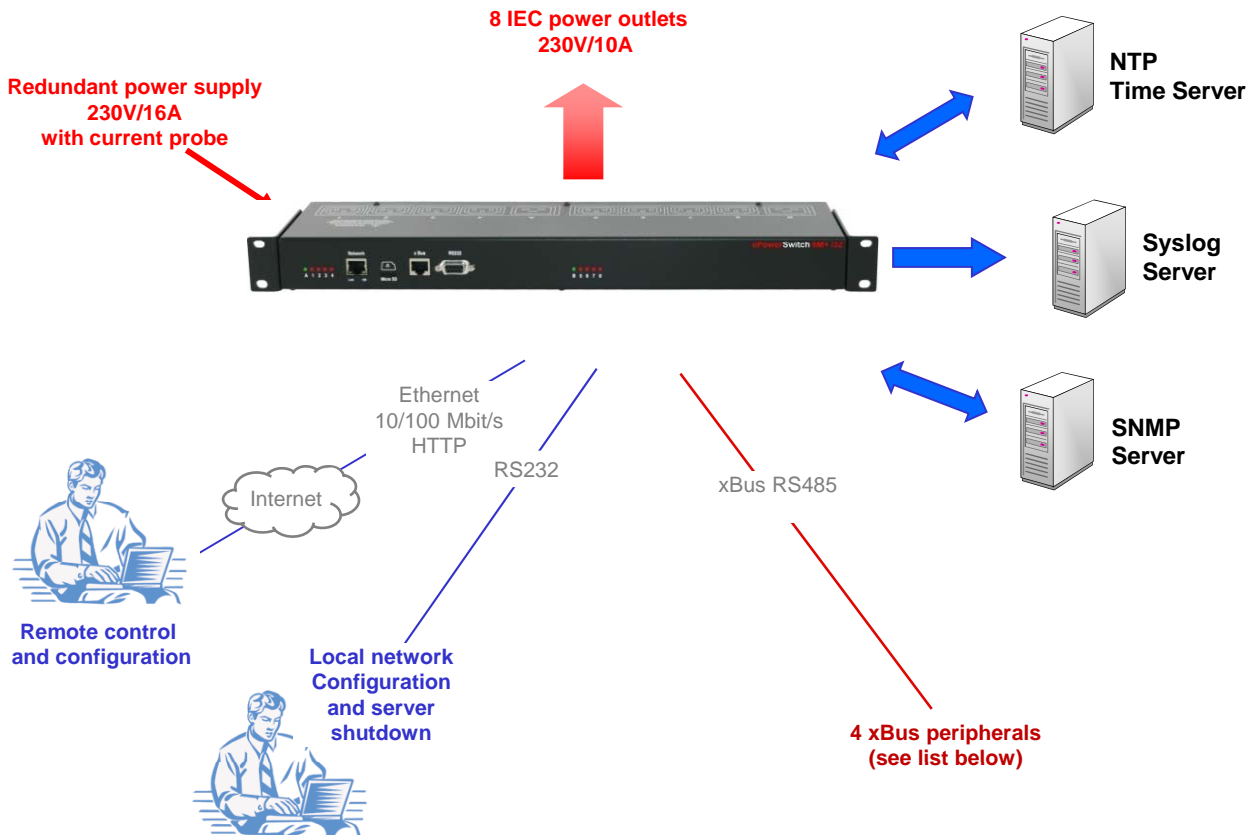
- ▶ 1 EPS 8M+/32-EU
- ▶ 2 power cables, 1,80 meter Schuko M/IEC-320-C19 F
- ▶ 1 serial cable (SUB-D9 male/female) 1,80 meter
 - ▶ 1 RJ45 cable
- ▶ 1 CD-ROM with user guide in English and Windows IP configuration tool

Technical features

- ▶ 2 power inputs: IEC 320 EN 60320 C20 (M) 16 A
 - ▶ Nominal input voltage: 230 V/50Hz
 - ▶ Maximum current: 16A
- ▶ 8 power outputs: IEC 320 EN 60320 C13 (F)
 - ▶ Output voltage: 230 V/50Hz
 - ▶ Maximum current/outlet: 10A
- ▶ Network standards: IEEE 802.3, 10/100 Mbit/s
 - ▶ Network protocols: TCP/IP, HTTP
 - ▶ Network connection: RJ-45 for UTP CAT5
 - ▶ Max.network cable length: 100 m
- ▶ Terminal connection: RS-232, SUB-D 9 female
 - ▶ Connection Bus: RS-485, RJ-45
- ▶ LED's: power and network traffic socket status
- ▶ Operating temperature: 0°C to + 40°C
 - ▶ Operating humidity: 10% to 80%
 - ▶ Dimensions: 437 x 107 x 42mm
 - ▶ Weight: 2 kg
- ▶ Approvals: CE, EN 60950-1, EN 55022, EN 55024, RoHS
 - ▶ Guarantee: 2 years repair or replace

Distributor :

Applications



ePowerSwitch 8M+/32 supports 4 of any following peripherals:

xBus peripherals:

Environmental sensors:

- temperature sensor (T-Sensor),
- temperature and humidity sensor (TRH-Sensor),
- temperature and proximity sensor (TP-Sensor),
- temperature and ambient light sensor (TL-Sensor)
- temperature and liquid detector (LIQ DETKIT),
- temperature and smoke detector (SMOKE DET KIT),
- temperature and movement detector (MOVE DET KIT)



Power control units:

- 1 port (ePowerSwitch 1XS)
- 8 ports (ePowerSwitch 8XS)
- 8 ports, dual 16A power inputs and current probe (ePowerSwitch 8XS /32)



1 to 32 power outlets

Input/module:

- 16 inputs for dry contacts (xBus DIM) for magnetic contact door, smoke detector, movement detector...



Output module:

- 8 relay output (xBus DOM)



Push button:

- Triggering of 2 emergency actions



Power measurement:

- power consumption measurement of 8 power outlets (EnergyMeter)
- current measurement of 1 power outlet (CP IEC)

